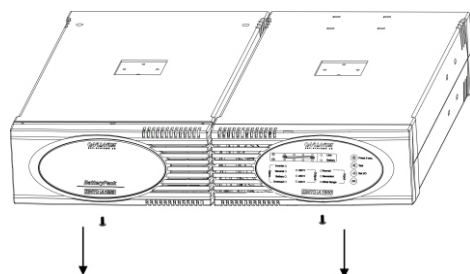


ZINTO A 1500 / 2000: Rack Installation

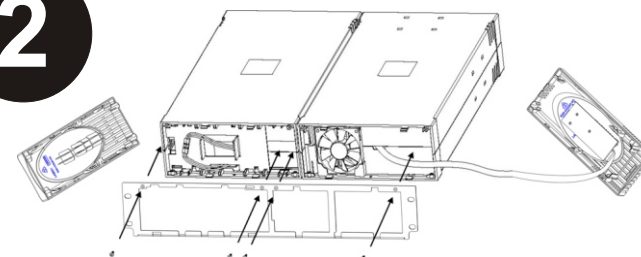
Rails are not in the scope of delivery, please order optional (Part-No. RACK-KIT).

Step **1**



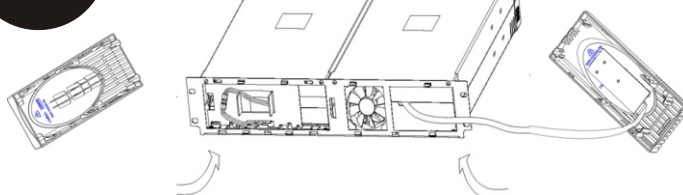
Remove the screws and the front panels

Step **2**



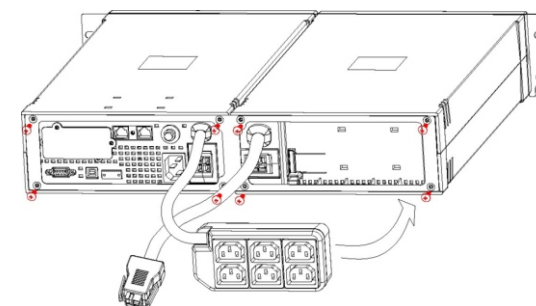
Screw the front frame onto UPS

Step **3**



Re-adjust the front panels

Step **4**



Back: Process according to step 2